

LOOK UP

Amazing false ceiling designs from Gyproc



I'm proud and happy to have chosen a Gyproc false ceiling for my drawing room. Gyproc India has done an excellent job and used genuine materials with a good finish. I would suggest everyone to go for Gyproc false ceiling as it helps in reducing the total volume for air-conditioning. Also, using LED lamps has helped to reduce overall electrical consumption. Good work by Gyproc team. Well done.

**Mr. Sampath
Chennai**

I am extremely happy that I have chosen Gyproc false ceiling for my home. I have chosen one of the designs from the Gyproc Look Up book for the wow factor. It has been largely appreciated by all my friends and relatives. Thanks Gyproc for making it happen.

**Mr. Seetharaman
Bangalore**





Thank you Gyproc India for making our home look beautiful. We are very happy with your designs and service. The TV advertisement has really helped us realise the wow factor of a false ceiling. We have got false ceilings done for almost all of our rooms - including the kitchen - at a very affordable cost. Our relatives and friends have really appreciated the concept!

Mr. & Mrs. Madurantakam
Hyderabad

*

Gyproc false ceiling has indeed changed the entire look of my dream house. Everyone who visited my house was amazed. It was indeed a pleasant experience to have chosen Gyproc India. We are quite happy with its service, quality and the end product. Hats off to Gyproc.

Mr. & Mrs. Balaji Gurunath
Chennai

*



The image shows a close-up of a ceiling with a complex, layered design. It features several parallel lines in a bright yellow color, some of which are recessed into the ceiling, creating a sense of depth and shadow. The background is a dark brown or black, which makes the yellow lines stand out. The overall aesthetic is clean, modern, and architectural.

PREFACE

There are many ways to design the interiors of your house to create something that is truly beautiful and reflects your personality. But perhaps the best way to create a unique ambience like no other is through the use of false ceilings. Ceilings provide the maximum unobstructed view of any interior space and having a great looking ceiling can truly transform your house into a beautiful place to live in. To showcase the endless range of design possibilities with the use of false ceilings, Gyproc brings you the 'Look Up' book 2.0. While version 1.0. had cutting-edge designs, in this version we have put together the latest in ceiling designs that will spoil you for choice. It will showcase the different designs available for every room of your house.



INDEX

Introduction	6	Design ideas	
Benefits for your home	8	◆ Living room	15
Installation process	9	◆ Master bedroom	33
Things to know about false ceilings	10	◆ Kids room	49
The Gyproc ceiling check list	13	◆ Other rooms	59



INTRODUCTION **FALSE CEILINGS**





Ceilings are one of the most important elements of your home as they offer the maximum impact in any interior space. False ceilings can lend a definitive look and feel to your rooms and help you create a unique ambience. Besides transforming the aesthetics of a room, false ceilings offer immense functional benefits that translate into better lit, cooler, quieter and more energy efficient spaces.

HOW CAN A FALSE CEILING **BENEFIT YOUR HOME**

False ceilings are a great design element and also offer several functional and performance benefits:

Aesthetics:

1. Designer look for your home: A style statement that reflects your personality.
2. Elegant and smooth finish: No waviness and unevenness that you would get with plastered surfaces.
3. Lighting options: False ceilings can truly light up your home by opening up options such as spot lighting (white lights for reading) and mood or diffused lighting (for parties or a relaxed atmosphere).
4. Concealed wiring: Wiring for overhead fixtures like fans, lights, air-conditioners can be easily routed between the false ceiling and the soffit. This eliminates the need for a tangle of wires on your ceiling and enhances the look of your home.

Performance:

1. Energy efficiency: False ceilings reduce the air volume of a room. This results in reduction of the air-conditioning load. So, you end up paying lower power bills.
2. Thermal insulation: Top-floor apartments or independent houses, where the terrace above the ceiling is exposed to the sun, can get uncomfortably hot in summers. False ceilings provide thermal insulation by creating an air gap between the soffit and the false ceiling. This makes the room much cooler.
3. Sound insulation: In apartment complexes a common problem is the sound coming from the apartments above. A false ceiling reduces this sound by providing an insulating surface between your home and the one above.

HOW TO INSTALL A FALSE CEILING



1

Rawl Plug fixed into the soffit



2

Perimeter channel fixed to the wall at required ceiling height



3

Intermediate channel connected to ceiling angle at required suspension height



4

Intermediate channel and ceiling section are connected with each other by using connecting clip



5

Plasterboard is screw fixed with drywall screws in staggered joint manner



6

Plasterboard fixing complete, ready for jointing and finishing



7

Jointing and finishing is done on tapered edge/ square edge joint



8

Finished flush seamless ceiling



9

Ceiling is ready for painting

THINGS TO KNOW ABOUT **FALSE CEILINGS**

1. What does Gyproc offer?

Gyproc is a part of the Saint-Gobain group, a 350-year-old company which is the world leader in providing solutions for false ceilings and drywalls. Gyproc has a countrywide sales and distribution network and offers the following:

- A complete product range, including Gypsteel ULTRA® metal framing, Gyproc plasterboards, jointing products and accessories
- Design ideas to do up your home (check our false ceiling app and photo gallery)
- Helps in locating a trained dealer or contractor who will supply and install your false ceilings. Please note that Saint-Gobain Gyproc does not execute or install the false ceilings and is not responsible for the quality of installation
- Assurance of a global brand with high-quality products and solutions

2. How is gypsum plasterboard ceiling better than a POP ceiling?

POP false ceilings are made mainly of POP powder applied on a chicken net to provide mechanical strength. The whole process is not just time consuming, but also very dusty and crude. The powder needs to be mixed with water on site and then applied on the chicken mesh attached to local metal framing systems. It is then treated and dried. The whole process causes a lot of wastage. Such a process could take as long as one month.

Gypsum plasterboard false ceilings use a sheet of gypsum board which is screwed into the metal framing connected to the soffit. Joints are very few as the plasterboard comes in large sheets and is then finished using specialist jointing compounds. It's a very fast, clean, efficient and healthy process with very little dust and mess involved. Gypsum plasterboards offer great flexibility and versatility in design and are the product of choice for false ceilings across the world.

THINGS TO KNOW ABOUT **FALSE CEILINGS**

3. How long does it take to install a false ceiling?

A false ceiling using gypsum plasterboard is very easy to do and will take approximately 1-2 weeks to execute depending on the complexity of the design. So a false ceiling can be done in as much time as it takes to get your home painted.

4. What is the life of a false ceiling?

A false ceiling usually lasts as long as the life of the building interior unless any of the systems are physically damaged or abused.

5. Do false ceilings require any special maintenance?

Maintaining the beauty of a false ceiling is an easy and a hassle free process and is similar to the maintenance of any plastered surface. You don't require any special maintenance and any dust that gets accumulated can be cleaned away the same way you would clean your existing home interiors.

6. What is the importance of metal framing in a false ceiling?

The metal framing is the spine of a false ceiling and is what holds it together. The strength and life of the false ceiling depends entirely on the quality of the metal components used to make this metal framing. Even though this part is never visible, it is the key element of the structure. Any compromise on the metal components can affect the life, aesthetics and the integrity of the ceiling. Always use a Gyproc manufactured and branded Gypsteel ULTRA® metal framing with original Gyproc accessories.

THINGS TO KNOW ABOUT **FALSE CEILINGS**

7. How do you paint or finish a false ceiling?

False ceilings using gypsum plasterboard can be finished using any type of paint, wallpaper or laminate. The major advantage of a gypsum plasterboard false ceiling over a conventional plastered finish is that since it is a machine-finished surface, you can get a seamless, smooth and undulation-free finish. This means you can even colour your ceilings using the high-end white colour paints you would normally use for your walls.

8. What type of gypsum plasterboard is recommended for use in high-moisture areas?

There are many different kinds of gypsum plasterboards available from Gyproc. The product that is typically recommended for high-moisture areas (like coastal cities with high humidity or bathrooms and kitchens) is the Gyproc MR (Moisture Resistant) plasterboard. This has superior moisture absorption properties.

THE GYPROC CEILING CHECK LIST

This check list will help you select the right products for your false ceiling

COMPONENTS OF A GENUINE GYPROC FALSE CEILING

Plasterboards

Gypboard® Plain (for application in dry areas)

Thickness (mm): 12.5 mm, W x L (mm): 1219 x 1829

Identity of genuine Gypboard® Plain Board



■ Grey face paper ■ Brown reverse side paper

Gyproc® Moisture Resistant (MR) (for wet area application)

Thickness (mm): 12.5 mm, W x L (mm): 1219 x 1829

Identity of Genuine Gyproc Moisture Resistant Board



■ Green Face Paper ■ Green Reverse Side

Metal components and accessories

Identity of genuine Gypsteel ULTRA®




THE GYPROC CEILING CHECK LIST


This check list will help you select the right products for your false ceilings




Gypsteel ULTRA®
Ceiling Section




Gypsteel ULTRA®
Intermediate Channel



Gypsteel ULTRA®
Perimeter Channel



Gypsteel ULTRA®
Ceiling Angle



Gyproc® Metal to
Metal Screws




Gyproc® Rawl Plug



Gyproc® Soffit Cleat



Gyproc® Connecting
Clip



Gyproc® Drywall Screws

Jointing & Finishing



Gyproc® Pro-Fill®
Jointing Compound




Gyproc® Easi-Fill®
Jointing Compound



Gyproc® Paper Tape



Gyproc® Fiber Tape

A living room with a decorative ceiling and furniture. The ceiling features a large, ornate, circular recessed light fixture with a central vertical element. The room is furnished with a dark leather sofa, a coffee table with a fruit basket, and a side table with a lamp. The walls are light-colored with decorative panels. The overall atmosphere is warm and elegant.

Your living room is a reflection of your personality. Your choice of furniture, decor and even the ceiling design echoes your personal style and character. Choose from our array of classy, cheerful, adventurous and artistic ceiling designs to add finesse to your living room. Be assured to create an enviable first impression!

LIVING ROOMS





































Complement those relaxing moments in your bedroom with an exquisite ceiling design. As you lay down to read, relax or work, let the ceiling create a perfect ambience to suit all your moods.

MASTER BEDROOMS


































Create a beautiful childhood memory for your kids by giving them an exciting place to grow up in. Select the most unique décor for your children and make their room the most favourite hangout for them and their friends.

KIDS ROOMS





















Walk into brilliance wherever you go inside the house. Spice up your cooking experience with a delectable ceiling decor for your kitchen. Refresh your bathing space with cool ceilings and add romance to your dining experience with a dreamy one.

OTHER ROOMS

























CONTACT US:

E-mail: gyprocindia@saint-gobain.com

Website: www.gyproc.in

Toll free (Mon to Sat, 10am-6pm): 1800 103 7897

